



Supporting your Year 1 Child at Home



Thank you to all the parents and carers who could attend our 'Stay and Learn' last week. The children were so excited to have their special adults visit and share in classroom activities. We have had some wonderful comments about your experience. Here is some information that you may wish to use to support your child at home.

Phonics

Children in Year 1 throughout the country will all be taking part in a phonics screening check during the same week in June. The test contains 40 words. Each child will sit one to-one with a teacher and read each word aloud. Children are working within 4 phonics groups with the 4 Year 1 teachers. All groups are fluid and will change throughout the year. Children may have phonics work sent home throughout the year, focusing on specific digraphs. You can help further your child's understanding by reading regularly with them at home.

Useful phonics websites

<https://www.phonicsplay.co.uk/>

<https://www.teachyourmonstertoread.com/>

<https://www.bbc.co.uk/cbeebies/shows/alphablocks>

<https://www.phonicsbloom.com/>

<https://www.topmarks.co.uk/english-games/5-7-years/letters-and-sounds>

<https://www.discoveryeducation.co.uk/resources/primary/espresso/>

Login: student22669 Password: school


Handwriting

We use the LetterJoin handwriting scheme in school and focus on a letter every week.

Letter-join
Cursive handwriting made easy!

We are now part of the Letter-join handwriting scheme and any of our pupils wishing to practice their handwriting at home can now log in to the Letter-join website on iPads and tablets as well as desktop and laptop computers. There you will find the same, easy-to-use handwriting resources as we use at school.

How to log in to Letter-join

<p>DESKTOP AND LAPTOP LOG-IN Simply go to www.letterjoin.co.uk and log in, using the Desktop log-in boxes, with these details: User name: farn Password: boro</p>	<p>Letter-join will work on the following browsers on PCs: • Google Chrome • Firefox • Safari • Opera We cannot recommend using Internet Explorer for Letter-join.</p>
<p>IPAD AND TABLET LOG-IN Go to www.letter-join.co.uk, select the Tablet Login button and log in using these details: User name: farn Swipe code (starting at top left):</p> 	<p>Letter-join will run on the following tablets: • iPads running at least iOS7 through the Safari browser. • Windows 8 tablets (8 inch and bigger) using the built-in browser. • Android tablets (8 inch and bigger) using Google Chrome, Firefox or Opera.</p>

Once logged-in, you will be able to watch how to form all the letters of the alphabet using the same style that we use at school. You can then trace over the letters and words on your tablet and print out the worksheets from your PC for real handwriting practice.

We are limited to the number of users who can log in to this account, so please only log in with this username and password/swipe code for your own personal use.

You can help by:

- ❖ Looking carefully at the letter join video clips for the correct formation with your child
- ❖ Encouraging your child to adopt a pre-cursive style when completing homework tasks
- ❖ Praising your child's efforts


- ❖ Ensuring that your child is holding their pencil correctly
- ❖ Continuing to develop your child's gross and fine motor skills (ideas below)

Fine Motor Skills

Use bubble wrap.

How many bubbles can you pop?

Can you beat your score next time?




Fine Motor Skills

Use a colander and pipe cleaners.

Can you thread the pipe cleaners through the holes?


How many can you thread in a minute?



Fine Motor Skills


How many beads or buttons can you thread on a lace or string?

Can you make a pattern using different colours?



Fine Motor Skills


How quickly can you do up buttons or zips on a jacket or coat?



Fine Motor Skills

Use pegs to hang out washing on a washing line.

How many pieces can you hang out using two pegs?




Fine Motor Skills

Sort coins into different colour groups. Then use money to post coins into a money box.



Fine Motor Skills

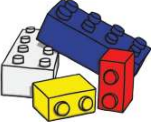
Use your thumb and finger to practise winding up toys. Watch them go, can you have a wind-up race?



Fine Motor Skills

Use small building bricks to make a construction.


Can you push the bricks together and then pull them apart?



Fine Motor Skills

Can you make a chain of paper clips?

Can you make a chain longer than a pencil, a ruler, a book or your table?



Spellings

There are 45 'Common Exception Words' that Year 1 children need to learn to read and write. Exception words are words in which the English spelling works in an unusual or uncommon way. They are not words for which phonics 'doesn't work', but they may be exceptions to spelling rules, or words which use a particular combination of letters to represent sound patterns in a rare or unique way. These words will be taught in lessons and form part of the weekly spelling test.

Year 1 Common Exception Words

the
a
do
to
today
of
said
says
are
were
was

is
his
has
I
you
your
they
be
he
me
she
we

no
go
so
by
my
here
there
where
love
come
some

one
once
ask
friend
school
put
push
pull
full
house
our



Reading Books and Common Exception Words

Your child will be bringing home common exception words to learn. These may be on a sheet or individually in a pot. Daily practise of these words will help your child to remember and retain them. It is important that children can read these words on sight without reliance on sounding out to improve their fluency. Reading books will come home for you to share with your child linked to their current phonic focus. We are striving for 5 reads a week!

Simple Tips for Whilst You Read



What is happening? Talk about what is happening in the pictures **before** you read the text. What can you see?



Discuss alternative words. For example, 'Which word could the author have used that's a bit more exciting than **big**? Use a thesaurus together.



Make predictions. What do you think will happen next? What makes you think that? If their prediction is way off the mark, model your own and give your reasons.



Start in the middle of a book. What do you think has happened before this point? What makes you think that?



Discuss the setting of the story. Have you read another book with the same setting?



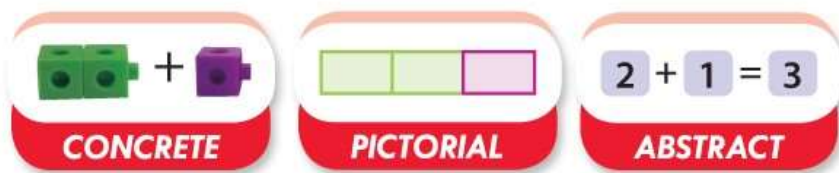
Discuss the meaning of words. Use a dictionary together to get your child used to exploring words for themselves.



Have you learned anything whilst reading this book that you didn't know before? Pretend that you have learned a new fact and explain it.

Maths

We choose to teach maths by breaking down maths objectives into small steps, so that every pupil is secure in every new concept before moving on. We focus upon teaching for fluency, reasoning and problem solving. We use a concrete, pictorial and abstract approach to promote 'Maths Mastery'. You can find more information in our calculation policy; <https://primarysite-prod-sorted.s3.amazonaws.com/farnborough-road-infant-school/UploadedDocument/259177f9b42f41ffa9b1388c3eee6303/calculation-policy-april-2020.pdf>



You can help by:

- ❖ Counting forwards and backwards within 100. You could count up the stairs and count back down!
- ❖ Choosing a shape of the week e.g. cylinder. Look for this shape in the environment (tins, candles etc). You could even play guess my shape together!
- ❖ Letting your child help with cooking at home. Help them to measure out ingredients accurately using scales or measuring jugs.
- ❖ Practising telling the time exploring o'clock and half past times. Comment on times of activities e.g. swimming lessons-how long they last for etc.
- ❖ Encouraging children to handle money when you are shopping
- ❖ Practising counting in 2s, 5s and 10s
- ❖ Recalling number facts from the superhero booklets

- ❖ Pointing out maths in everyday life
- ❖ Having a positive mindset!

Useful maths websites

<https://www.topmarks.co.uk/maths-games/5-7-years/counting>

<https://www.topmarks.co.uk/maths-games/5-7-years/addition-and-subtraction>

<https://www.bbc.co.uk/bitesize/subjects/zjxhfg8>

<https://mathsframe.co.uk/en/resources/category/22/most-popular>

<https://www.discoveryeducation.co.uk/resources/primary/espresso/>

Login: student22669 Password: school

Homework

We regard homework as an important part of the curriculum – it is planned and prepared alongside all other programmes of learning. We set a variety of homework activities. In Key Stage 1, homework is posted on class dojo and recorded in a homework book. We expect children to read at least 5 times a week at home. Each week, children will bring home reading books linked to their current phonic focus and a library book. Weekly spellings will be sent home and checked in school. Children will also bring home their superhero booklets to learn number facts by quick recall.

Thank you for all your continued support!

Miss Sykes

Key Stage One Leader.